




# Club Health Assessment for District 325 R through January 2025

			Status	Membership							Reports					Finance	LCIF
Club Number	Club Name	Charter Date		Current Member Count	YTD Members Added	YTD Members Dropped	YTD Net Growth	YTD Net Growth%	Member Count 12 Months Ago	Avg. length of service for dropped members	Months Since Last MMR ***	Yrs. Since Last Officer Report	President Rotation	Vice President Reported ****	Months Since Last Activity Report ***	Account Balance	Donations for current Fiscal Year
			Number of times on status quo within last two years	If below 15 members appears				If net loss is greater than 20% appears			If no report in 3 months appears in	When more than one year appears in	Number of repeat terms	Notes the officers that do not have an active	If no report at 12 months red		
Clubs less than two years old																	
172479	Bagmati Narayani	07/13/2024	Active	20	20	0	20	100.00%	0		6			N	0		
156304	Bharatpur Aayam	01/15/2024	Active	20	10	11	-1	-4.76%	20	2	0			T,M,VP,SC	0		
179745	Bharatpur Eye Hospital	11/25/2024	Newly Chartered	23	23	0	23	100.00%	0		2			N	M,SC	N/R	
156264	Chitwan Anupam	09/30/2023	Active	20	0	0	0	0.00%	20		8		2	R	M,SC	2	
173257	Chitwan Automobiles	07/18/2024	Active	22	22	0	22	100.00%	0		5			N		0	
172480	Chitwan Chandra Surya	07/13/2024	Active	20	20	0	20	100.00%	0		4			N	M,SC	1	
157308	Chitwan Chautari Gargi	02/12/2024	Active	20	0	0	0	0.00%	0		0		2	R	M,SC	0	
178164	Chitwan Corporate	09/30/2024	Newly Chartered	21	21	0	21	100.00%	0		0			N	M,SC	0	
154831	Chitwan Kalika Ladies	06/19/2023	Active	29	4	0	4	16.00%	29		2			N	M,SC	1	
156082	Chitwan Landmark	09/18/2023	Active	23	1	0	1	4.55%	22		1		2	R	S	1	\$900.08
155368	Chitwan Mahalaxmi	09/29/2023	Active	25	7	2	5	25.00%	20	1	0		2	N	M,VP,SC	0	90+ Days \$3,001.30
172499	Chitwan Matribhumi	07/16/2024	Active	20	20	0	20	100.00%	0		2			N	M,VP,SC	3	
179835	Chitwan Mercy Unity	12/06/2024	Newly Chartered	20	20	0	20	100.00%	0		1				M,VP,SC	N/R	
172475	Chitwan Narayani	07/16/2024	Active	20	20	0	20	100.00%	0		3			N	M,SC	3	
154450	Chitwan Professionals	06/20/2023	Active	18	1	6	-5	-21.74%	23	1	0			N	M,SC	1	
154159	Chitwan Rapti	04/24/2023	Active	21	2	3	-1	-4.55%	25	1	1			N	M,SC	2	
172473	Chitwan Sauraha Youth	07/14/2024	Active	22	22	0	22	100.00%	0		0			N		6	
153656	Chitwan Shaktikhor	06/20/2023	Cancelled(8*)	0	0	22	-22	-100.00%	22	1	15	1	None		P,S,T,M,VP SC	16	90+ Days
180178	Chitwan Suryodaya	12/31/2024	Newly Chartered	21	21	0	21	100.00%	0		0			N	T,M,SC	0	
156306	Chitwan Third Eye	09/30/2023	Active	9	0	0	0	0.00%	20		9		2	R	M,SC	11	
154194	Chitwan Tigers	04/27/2023	Active	21	0	0	0	0.00%	23		7			N	M,VP,SC	0	
172649	Chitwan Unique	01/02/2025	Newly Chartered	20	20	0	20	100.00%	0		0			N	M,SC	N/A	




# Club Health Assessment for District 325 R through January 2025

			Status	Membership							Reports					Finance	LCIF
Club Number	Club Name	Charter Date		Current Member Count	YTD Members Added	YTD Members Dropped	YTD Net Growth	YTD Net Growth%	Member Count 12 Months Ago	Avg. length of service for dropped members	Months Since Last MMR ***	Yrs. Since Last Officer Report	President Rotation	Vice President Reported ****	Months Since Last Activity Report ***	Account Balance	Donations for current Fiscal Year
			Number of times on status quo within last two years	If below 15 members appears				If net loss is greater than 20% appears			If no report in 3 months appears in	When more than one year appears in	Number of repeat terms	Notes the officers that do not have an active	If no report at 12 months red		
157237	Gaindakot Saptarangi	01/24/2024	Active	21	7	0	7	50.00%	20		1		2	R	M,SC	0	\$900.08
156326	Kathmandu Best Friends	12/18/2023	Active	22	4	2	2	10.00%	20	1	0		2	R	M,SC	0	
156303	Kathmandu Dignity	11/29/2023	Active	17	8	9	-1	-5.56%	25	1	0		2	R	M,SC	N/R	
178619	Kathmandu Educator	11/26/2024	Newly Chartered	20	20	0	20	100.00%	0		2			N	S,M	N/R	
157768	Kathmandu Global Consult	06/21/2024	Active	20	0	0	0	0.00%	0		3		None		P,S,T,M,VP SC	2	
157766	Kathmandu Holistic Minds	06/05/2024	Active	17	4	9	-5	-22.73%	0	0	0		3		VP	2	
157153	Kathmandu Uma Apollo	01/22/2024	Active	25	1	0	1	4.17%	24		2		2	R		2	
172427	Lalitpur Thasi Community Height	06/21/2024	Active	20	0	0	0	0.00%	0		7		None		P,S,T,M,VP SC	N/R	
179838	Madi Eco	12/17/2024	Newly Chartered	20	20	0	20	100.00%	0		0			N	SC	N/R	
172627	Narayangarh Saptarangi	07/14/2024	Active	10	10	0	10	100.00%	0		1			N	M,SC	0	
175614	Nawalpur Chautari	09/02/2024	Active	20	20	0	20	100.00%	0		0			N	M,SC	4	
172517	Ratnanagar Pragati	07/17/2024	Active	20	21	1	20	100.00%	0	0	0			N	T,M,SC	5	
156205	Shivanagar	09/27/2023	Active	21	0	0	0	0.00%	21		8		2	R	M,SC	N/A	
Clubs more than two years old																	
76005	BAGEESWORI	06/30/2003	Active	41	0	10	-10	-19.61%	53	7	1			N	S,M	1	
147094	Bageeswori Dynamic	07/04/2021	Active	20	5	0	5	33.33%	11		6			N	S,M,VP,SC	2	
120350	Bageeswori Gaindakot City	09/16/2013	Active	20	1	0	1	5.26%	20		3			N	M,SC	0	
120349	Bageeswori Model	09/16/2013	Active	21	1	2	-1	-4.55%	22	2	1			R	M,VP,SC	4	
Exc Award (06/30/2018)																	
65249	BALKUMARI COLLEGE	04/16/2002	Active	17	1	0	1	6.25%	19		3			N	M,SC	5	
61391	BHARATPUR	12/31/1998	Active	43	8	0	8	22.86%	35		1			N	T,M,SC	0	
120449	Bharatpur Central	09/30/2013	Active	21	4	0	4	23.53%	13		5			N	P,M,SC	15	
101514	BHARATPUR CHAUTARI	03/03/2008	Active	38	2	0	2	5.56%	36		1			N	P,M,VP,SC	0	
139077	Bharatpur Green City	07/29/2019	Active	9	0	5	-5	-35.71%	14	5	3				T,M,VP,SC	1	
																\$1,000.34	



# Club Health Assessment for District 325 R through January 2025

			Status	Membership							Reports					Finance		LCIF
Club Number	Club Name	Charter Date		Current Member Count	YTD Members Added	YTD Members Dropped	YTD Net Growth	YTD Net Growth%	Member Count 12 Months Ago	Avg. length of service for dropped members	Months Since Last MMR ***	Yrs. Since Last Officer Report	President Rotation	Vice President Reported ****	Months Since Last Activity Report ***	Account Balance	Donations for current Fiscal Year	
			Number of times on status quo within last two years	If below 15 members appears					If net loss is greater than 20% appears		If no report in 3 months appears in	When more than one year appears in	Number of repeat terms	Notes the officers that do not have an active	If no report at 12 months appears in red			
61454	BHARATPUR HEIGHT	01/21/1999	Active	27	1	0	1	3.85%	27		1			N	P,M,SC	3		
142805	Bharatpur Indreni	09/02/2020	Active	20	6	3	3	17.65%	16	3	1			N	M,SC	1		
148585	Bharatpur Mid Town	10/21/2021	Active	23	24	21	3	15.00%	24	1	0			N	M,SC	0	\$1,900.47	
147754	Bharatpur Moon Star	08/11/2021	Active	20	9	0	9	81.82%	18		1			R	S,T,M,SC	0		
146982	Bharatpur Saptarangi	07/04/2021	Active	41	8	29	-21	-33.87%	63	3	1			N	M,SC	4	\$900.08	
Exc Award (06/30/2022, 06/30/2024)																		
152879	Bharatpur Saptarangi Ladies	11/04/2022	Active	4	2	2	0	0.00%	4	2	4		2	R	S,M,SC	5	90+ Days	
147186	Bharatpur Syaulibazar	07/04/2021	Active	22	0	0	0	0.00%	22		17				S,T,M,VP,SC	18		
133483	Bharatpur Ujyalo	12/26/2017	Active	21	2	0	2	10.53%	17		0			N	M,VP	0		
128410	Bharatpur Youth	08/02/2016	Active	23	12	12	0	0.00%	23	3	0			N	T,VP,SC	0		
146985	Chainpur Jyamire	07/04/2021	Active	13	0	0	0	0.00%	21		7			N	M,SC	14		
127799	Chanauli	06/08/2016	Active	23	0	3	-3	-11.54%	26	8	2			N	P,T,M,SC	7	90+ Days	
97939	CHITAWAN EAST	11/01/2006	Active	32	0	1	-1	-3.03%	34	0	6			N	P,M,SC	0		
67161	CHITWAN	01/29/2003	Active	20	2	0	2	11.11%	22		1			N	P,M,SC	2		
147004	Chitwan Aarogya	07/04/2021	Active	21	1	0	1	5.00%	21		1			N	M,SC	0		
148012	Chitwan Atulya	08/27/2021	Active	22	0	0	0	0.00%	24		6			R	M,SC	3		
125681	Chitwan Birendranagar	08/27/2015	Active	27	5	0	5	22.73%	26		4			N	S,T,M,SC	5	90+ Days	
148586	Chitwan Blue Sky	11/16/2021	Active	22	10	0	10	83.33%	18		0			N	M,VP,SC	0		
100181	CHITWAN CENTRAL	09/13/2007	Active	25	1	0	1	4.17%	24		0			N	M,SC	0	\$900.08	
121361	Chitwan Chautari	02/12/2014	Active	32	2	0	2	6.67%	29		1			N	T,M,SC	0	\$1,000.36	
Exc Award (06/30/2022, 06/30/2023)																		
103536	CHITWAN CITY	09/19/2008	Active	26	0	5	-5	-16.13%	30	7	1			N	M,VP,SC	1	\$1,000.34	
133963	Chitwan City Mercy	03/06/2018	Active	27	10	10	0	0.00%	27	0	1			N	S,T,M,SC	0	\$1,000.34	
127693	Chitwan Community Help	06/08/2016	Active	24	2	0	2	9.09%	22		1			N	T,M,SC	2		
147766	Chitwan Dhaka Topi	08/11/2021	Active	6	3	0	3	100.00%	6		1				M,VP,SC	2	90+ Days	



# Club Health Assessment for District 325 R through January 2025

			Status	Membership							Reports					Finance	LCIF
Club Number	Club Name	Charter Date		Current Member Count	YTD Members Added	YTD Members Dropped	YTD Net Growth	YTD Net Growth%	Member Count 12 Months Ago	Avg. length of service for dropped members	Months Since Last MMR ***	Yrs. Since Last Officer Report	President Rotation	Vice President Reported *****	Months Since Last Activity Report ***	Account Balance	Donations for current Fiscal Year
			Number of times on status quo within last two years	If below 15 members appears				If net loss is greater than 20% appears			If no report in 3 months appears in	When more than one year appears in	Number of repeat terms	Notes the officers that do not have an active	If no report at 12 months appears in red		
147708	Chitwan Dynamic Youth	07/26/2021	Active(1)	22	10	0	10	83.33%	12		1		2	N	T,M,SC	N/A	
151319	Chitwan East Dynamic	06/16/2022	Active(1)	20	10	3	7	53.85%	13	2	1			N	T,VP,SC	0	
140561	Chitwan East Green	12/19/2019	Active	21	0	0	0	0.00%	20		2			N	T,M,VP,SC	1	
129769	Chitwan Ever Green	01/10/2017	Active	21	5	7	-2	-8.70%	23	8	0			N	M,SC	0	
149452	Chitwan Freedom	06/06/2022	Cancelled(8*)	0	0	13	-13	-100.00%	0	2	4		None		P,S,T,M,VP SC	N/R	90+ Days
150264	Chitwan Gandaki Express	03/24/2022	Active	20	5	0	5	33.33%	21		5			N	M,VP,SC	N/A	
151634	Chitwan Gaurav	10/10/2022	Active	25	4	0	4	19.05%	21		0			N	M,VP,SC	2	
126162	Chitwan Golden	11/13/2015	Active	24	4	3	1	4.35%	23	7	4			N	M,VP,SC	6	
122841	Chitwan Green	08/11/2014	Active(1)	19	1	0	1	5.56%	19		0			N	T,M,SC	24+	
148013	Chitwan Helping Hands	08/26/2021	Active	20	0	0	0	0.00%	20		7			N	M,SC	1	\$900.08
129034	Chitwan Kalika	09/28/2016	Active	38	2	0	2	5.56%	35		1			N	T,M,SC	0	
129584	Chitwan Khairahani	12/28/2016	Active	26	11	5	6	30.00%	23	3	0		2	R	M,SC	0	\$900.01
125449	Chitwan Lamku	07/27/2015	Active	21	2	0	2	10.53%	19		1			N	M,SC	0	
147005	Chitwan Malika	07/04/2021	Active	22	6	0	6	37.50%	21		1			N	M,SC	0	\$900.08
134709	Chitwan Mayur	05/30/2018	Active	7	0	0	0	0.00%	7		4			N	M,SC	24+	90+ Days
147843	Chitwan Mercy Rise	09/20/2021	Active	25	3	0	3	13.64%	22		0			N	T,M,VP,SC	0	
151330	Chitwan Mid Town	06/19/2022	Active	23	4	0	4	21.05%	22		1			N	M,SC	0	\$902.55
128641	Chitwan Mount Everest	08/29/2016	Active	25	6	1	5	25.00%	21	1	0			N	SC	0	\$1,800.16
Exc Award (06/30/2024)																	
139000	Chitwan National Park	08/27/2019	Active	32	5	0	5	18.52%	29		1			N	SC	0	
Exc Award (06/30/2023)																	
138913	Chitwan Nawalpur	08/05/2019	Active	22	2	0	2	10.00%	22		1			R	M,SC	1	
142807	Chitwan Nawalpur Sambriddhi	09/02/2020	Active	23	0	0	0	0.00%	23		11			N	P,M,VP,SC	0	\$900.08
Exc Award (06/30/2024)																	
137956	Chitwan New Voices	04/16/2019	Active	34	5	0	5	17.24%	29		0			N	M,SC	0	\$1,800.24
Exc Award (06/30/2021)																	



# Club Health Assessment for District 325 R through January 2025

			Status	Membership							Reports					Finance		LCIF
Club Number	Club Name	Charter Date		Current Member Count	YTD Members Added	YTD Members Dropped	YTD Net Growth	YTD Net Growth%	Member Count 12 Months Ago	Avg. length of service for dropped members	Months Since Last MMR ***	Yrs. Since Last Officer Report	President Rotation	Vice President Reported ****	Months Since Last Activity Report ***	Account Balance	Donations for current Fiscal Year	
			Number of times on status quo within last two years	If below 15 members appears				If net loss is greater than 20% appears			If no report in 3 months appears in	When more than one year appears in	Number of repeat terms	Notes the officers that do not have an active	If no report at 12 months appears in red			
151639	Chitwan Nirvana	07/25/2022	Active	23	1	0	1	4.55%	20		0		2	S,T,M,VP,SC	3			
128630	Chitwan Parsa	09/14/2016	Active	26	6	1	5	23.81%	14	0	0			N	M,SC	0		
	Exc Award (06/30/2024)																	
147301	Chitwan Pithuwa	08/06/2021	Cancelled(8*)	0	0	11	-11	-100.00%	11	3	14	1	None	P,S,T,M,VP SC	N/A	90+ Days		
102517	CHITWAN RHINO CITY	06/20/2008	Active	20	2	1	1	5.26%	21	0	2			R	S,VP	6	\$902.55	
136782	Chitwan Rise	02/06/2019	Active	20	9	0	9	81.82%	11		0			N	M,SC	0		
147303	Chitwan Royal	07/04/2021	Active	26	0	0	0	0.00%	25		5			N	M,SC	1	\$1,800.39	
102603	CHITWAN SAURAHA	06/23/2008	Active	62	1	0	1	1.64%	62		1			N		5	\$1,000.02	
	Exc Award (06/30/2021)																	
147709	Chitwan Sewak	07/26/2021	Active	23	14	0	14	155.56%	19		1			N	T,M,SC	0	90+ Days	
147765	Chitwan Shining Ladies	08/19/2021	Active	23	0	0	0	0.00%	23		6			N	M,VP,SC	6		
147006	Chitwan Spandan	07/04/2021	Active	26	4	0	4	18.18%	26		1			N		0		
148010	Chitwan Sundaram	08/26/2021	Active	20	6	0	6	42.86%	21		5			N	S,M,SC	6		
148584	Chitwan Sunshine	10/21/2021	Active	14	0	0	0	0.00%	14		17			N	P,S,T,M,SC	N/R		
151363	Chitwan Uttarganga	06/17/2022	Active	23	2	0	2	9.52%	21		0			N	M,SC	0		
133580	Chitwan Wangmaya	01/11/2018	Active	20	1	8	-7	-25.93%	27	5	1			N	S,T,M,VP,SC	5	\$1,800.16	
101516	CHITWAN YOUTH	03/13/2008	Active	46	20	0	20	76.92%	26		1			N	M,VP,SC	6	\$3,600.32	
147710	Chitwan Youth Ladies	08/12/2021	Active	19	0	0	0	0.00%	19		13	1	None	P,S,T,M,VP SC	11	90+ Days		
147481	Devchuli Dibya	08/12/2021	Active(1)	21	8	0	8	61.54%	15		4			N	T,M,SC	9		
151644	Devchuli Saptarangi	12/12/2022	Active	12	2	0	2	20.00%	18		4			N	T,M,VP,SC	2	90+ Days	
101154	GAIDAKOT	02/07/2008	Active	29	3	0	3	11.54%	26		1			N	S	1	\$900.08	
148016	Gaindakot Aakarshak	08/27/2021	Active	20	5	0	5	33.33%	15		6		2	R	M,SC	N/A		
132051	Gaindakot City	07/03/2017	Active	21	5	0	5	31.25%	21		0			N	M,SC	4		
134774	Gaindakot Kaligandaki	06/06/2018	Active	26	5	1	4	18.18%	24	1	0			N	M,VP,SC	0		
101900	GAINDAKOT MAULAKALIKA	05/08/2008	Active	61	1	0	1	1.67%	59		6			N	T,VP	1		
	Exc Award (06/30/2024)																	



# Club Health Assessment for District 325 R through January 2025

			Status	Membership							Reports					Finance		LCIF
Club Number	Club Name	Charter Date		Current Member Count	YTD Members Added	YTD Members Dropped	YTD Net Growth	YTD Net Growth%	Member Count 12 Months Ago	Avg. length of service for dropped members	Months Since Last MMR ***	Yrs. Since Last Officer Report	President Rotation	Vice President Reported ****	Months Since Last Activity Report ***	Account Balance	Donations for current Fiscal Year	
			Number of times on status quo within last two years	If below 15 members appears				If net loss is greater than 20% appears			If no report in 3 months appears in	When more than one year appears in	Number of repeat terms	Notes the officers that do not have an active	If no report at 12 months appears in red			
131249	Gaindakot Maulakalika Lily Exc Award (06/30/2023)	06/08/2017	Active	21	3	0	3	16.67%	20		0			N	S,M,SC	1	90+ Days	
147008	Gaindakot Utkrista	07/05/2021	Active	24	6	0	6	33.33%	19		2			R		2		
151342	Gaindakot West City	06/19/2022	Active	41	16	0	16	64.00%	25		1			R	M,SC	2		
86108	GEETANAGAR Exc Award (06/30/2024)	04/06/2005	Active	35	0	2	-2	-5.41%	37	15	2			N	M,SC	6		
29868	HIMALAYAS PATAN Exc Award (06/30/2024)	10/04/1974	Active	55	20	0	20	57.14%	38		1			N	T,VP,SC	0	90+ Days	\$750.03
125775	Kalika Padampur	09/17/2015	Active	24	1	2	-1	-4.00%	27	1	1			N	M,SC	4		\$100.76
151659	Kathmandu Anupam Exc Award (06/30/2024)	07/25/2022	Active	27	6	0	6	28.57%	21		1			R	M,VP,SC	0		
147812	Kathmandu Bright Future	08/12/2021	Active	24	1	3	-2	-7.69%	29	2	1			N	M,SC	1		
116914	KATHMANDU CAPITAL CITY	05/21/2012	Active	29	0	0	0	0.00%	29		7			R	T,M,SC	24+		
150497	Kathmandu Dharahara Height Exc Award (06/30/2024)	04/12/2022	Active	21	2	7	-5	-19.23%	18	1	0				T,VP	18	90+ Days	
148719	Kathmandu Digital	12/22/2021	Active(1)	14	7	3	4	40.00%	26	1	-1			N	M,SC	N/R		\$1,000.02
150591	Kathmandu Global Peace	04/25/2022	Active	10	0	0	0	0.00%	10		19	1	None		P,S,T,M,VP SC	N/R		
127673	Kathmandu Golden Bageshwori	06/02/2016	Active	12	4	0	4	50.00%	9		1			N	M,VP,SC	24+		
147007	Kathmandu Gracious	07/05/2021	Active(1)	8	0	0	0	0.00%	17		7			N	T,M,SC	12		
151042	Kathmandu Jalpa Saptakoshi	05/31/2022	Active	23	3	0	3	15.00%	24		0			N	S	4		
61458	KATHMANDU MANASALU	01/21/1999	Active	20	7	0	7	53.85%	11		1			N		24+		
125599	Kathmandu Mithila City	08/13/2015	Active	31	10	0	10	47.62%	21		0			N		0		
151386	Kathmandu Mount Kopila Height	06/20/2022	Active	20	0	0	0	0.00%	24		7				P,S,M,VP,SC	N/R	90+ Days	
151380	Kathmandu Mount Machhapuchhre Height	06/20/2022	Cancelled(8*)	0	0	18	-18	-100.00%	8	1	1		None		P,S,T,M,VP SC	24+	90+ Days	
126777	Kathmandu Nirbana Exc Award (06/30/2022)	03/09/2016	Active	18	6	8	-2	-10.00%	19	3	1			N	M	1		




# Club Health Assessment for District 325 R through January 2025

			Status	Membership							Reports					Finance		LCIF
Club Number	Club Name	Charter Date		Current Member Count	YTD Members Added	YTD Members Dropped	YTD Net Growth	YTD Net Growth%	Member Count 12 Months Ago	Avg. length of service for dropped members	Months Since Last MMR ***	Yrs. Since Last Officer Report	President Rotation	Vice President Reported ****	Months Since Last Activity Report ***	Account Balance	Donations for current Fiscal Year	
			Number of times on status quo within last two years	If below 15 members appears				If net loss is greater than 20% appears			If no report in 3 months appears in	When more than one year appears in	Number of repeat terms	Notes the officers that do not have an active	If no report at 12 months appears in red			
129850	Kathmandu Suyog	01/16/2017	Active(1)	10	1	1	0	0.00%	10	0	1			N	M,SC	6	90+ Days	
Exc Award (06/30/2021)																		
133202	Kathmandu United Bright	11/30/2017	Active	21	2	2	0	0.00%	21	3	1			N	M	0		
Exc Award (06/30/2021, 06/30/2022, 06/30/2023)																		
132053	Kawasoti	07/03/2017	Active	26	4	3	1	4.00%	20	5	2			N	S,T,M,SC	2		
149010	Kawasoti Saptarangi	01/27/2022	Active(1)	10	0	0	0	0.00%	11		7			N	M,SC	9		
82351	KRISHNAPUR	05/18/2004	Active	29	5	4	1	3.57%	28	3	1			N	T	1		
120389	Lalitpur Shivam	09/23/2013	Active	25	6	3	3	13.64%	22	9	1				P,M,VP,SC	2		
147735	Madhyabindu City	08/10/2021	Active	28	8	0	8	40.00%	24		5			R	T,M,SC	24+		
152820	Madhyabindu Saptarangi	12/12/2022	Active	21	10	0	10	90.91%	20		1			N	M,VP,SC	0		\$900.08
129026	Mangalpur	10/11/2016	Active	18	0	0	0	0.00%	25		7		2	N	M,SC	18		
135859	Maulakalika Arungkhola	02/25/2019	Active	17	0	0	0	0.00%	17		21	1	None		P,S,T,M,VP,SC	24+	90+ Days	
40820	NARAYANGARH	01/18/1982	Active	30	0	0	0	0.00%	31		10			N		0		\$2,000.83
64786	NARAYANGARH BALKUMARI	11/20/2001	Active	42	7	1	6	16.67%	36	11	1			N	VP	4		
Exc Award (06/30/2022)																		
125341	Narayangarh Chautari	07/16/2015	Active	26	6	0	6	30.00%	19		4			R	M,SC	0		\$1,805.10
61182	NARAYANGARH CHITRAWAN	10/08/1998	Active	35	0	0	0	0.00%	34		2			N	S,M,VP,SC	2		
66412	NARAYANGARH DIYALO	06/28/2002	Active	40	11	0	11	37.93%	29		0			R	M,VP,SC	0		\$7,400.69
143908	Narayangarh Golden Ladies	12/21/2020	Active	20	8	0	8	66.67%	10		0			N	M,SC	6	90+ Days	
102514	NARAYANGARH LALI GURANS	06/19/2008	Active	26	1	3	-2	-7.14%	28	11	1			R	T,M	0		
109259	NARAYANGARH MID-TOWN	10/13/2010	Active	28	0	0	0	0.00%	28		4			N	S,T,M,SC	4		\$900.08
61517	NARAYANGARH NARAYANI	02/11/1999	Active	44	1	0	1	2.33%	43		1			N	S,M	0		\$3,901.05
Exc Award (06/30/2023, 06/30/2024)																		
132060	Narayangarh Professional	07/03/2017	Active	22	7	5	2	10.00%	19	6	0			N	T,M,SC	0		
147404	Narayangarh Puspanjali	07/06/2021	Active	16	0	1	-1	-5.88%	17	3	6			N	T,M,VP,SC	1		
77420	NARAYANGARH SANGAMCHOK	12/10/2003	Active	48	0	3	-3	-5.88%	49	12	1			N		0		





## Club Health Assessment for District 325 R through January 2025

			Status	Membership							Reports					Finance	LCIF			
Club Number	Club Name	Charter Date		Current Member Count	YTD Members Added	YTD Members Dropped	YTD Net Growth	YTD Net Growth%	Member Count 12 Months Ago	Avg. length of service for dropped members	Months Since Last MMR ***	Yrs. Since Last Officer Report	President Rotation	Vice President Reported ****	Months Since Last Activity Report ***	Account Balance	Donations for current Fiscal Year			
			Number of times on status quo within last two years	If below 15 members appears					If net loss is greater than 20% appears						If no report in 3 months appears in	When more than one year appears in	Number of repeat terms	Notes the officers that do not have an active red	If no report at 12 months appears in	
Exc Award (06/30/2023, 06/30/2024)																				
133951	Narayangarh Sangamchowk Sanjivini	02/26/2018	Active	28	0	0	0	0.00%	28		5			N	M,SC	0				
Exc Award (06/30/2021, 06/30/2023)																				
118279	NARAYANI CHAUTARI	11/29/2012	Active	31	6	0	6	24.00%	28		0			N	P,T,M,SC	0		\$902.55		
147185	Narayani Creative	07/06/2021	Active	32	0	0	0	0.00%	34		5			N	T,M,VP,SC	0				
135646	Narayani MJF	07/16/2018	Active	21	0	0	0	0.00%	19		8			N	P,T,M,SC	0		\$1,000.34		
97958	NAWALPARASI NAWALPUR	11/01/2006	Active	30	7	0	7	30.43%	16		0			N	M,VP,SC	0	90+ Days	\$900.08		
151689	Nawalpur Atulya	11/14/2022	Active	20	0	0	0	0.00%	20		5			N	S,M,SC	N/A				
134380	Nawalpur City	05/02/2018	Active	23	0	0	0	0.00%	25		7			N	M,SC	0				
Exc Award (06/30/2023)																				
144578	Nawalpur Dynamic	12/28/2020	Active	22	13	0	13	144.44%	9		3				T,M,VP,SC	0	90+ Days			
152108	Nawalpur Mid City	08/01/2022	Active	20	9	0	9	81.82%	13		4			N	M,SC	3				
139029	Nawalpur Mid Point	09/09/2019	Active	24	4	0	4	20.00%	23		1			N	M,VP,SC	0				
125668	Nepal Everest Himalaya	08/25/2015	Active	27	2	0	2	8.00%	25		0			N	T,M,SC	0		\$900.01		
108997	PATAN URJA	08/03/2010	Active	28	2	2	0	0.00%	28	4	0			N	S,M,VP	0				
Exc Award (06/30/2018)																				
116139	PATIHANI	03/02/2012	Cancelled(8*)	0	0	10	-10	-100.00%	0	7	1		None		P,S,T,M,VP SC	N/R	90+ Days			
147354	Rajahar City	07/06/2021	Active	22	9	0	9	69.23%	18		0			N	M,SC	13	90+ Days			
60698	RATNANAGAR	04/27/1998	Active	36	3	0	3	9.09%	48		2			R	M,VP,SC	0		\$1,800.02		
147339	Ratnanagar Ladies	08/19/2021	Active	22	2	2	0	0.00%	22	2	1			N	M,SC	1				
125453	Ratnanagar Mid Nepal	07/24/2015	Active	47	1	0	1	2.17%	49		0			N	M,SC	0				
147300	Ratnanagar Panchakanya	07/19/2021	Active	27	0	3	-3	-10.00%	28	3	6			N	M,SC	6				
125454	Ratnanagar Peace	07/24/2015	Active	39	3	0	3	8.33%	36		0			R		0				
Exc Award (06/30/2021)																				
132061	Ratnanagar Sambridhi	07/13/2017	Active	34	0	0	0	0.00%	37		0			N	T,M,SC	0				
125464	Sauraha Wildlife City	07/31/2015	Active	29	2	4	-2	-6.45%	34	5	1			N	M,SC	6				





## Club Health Assessment for District 325 R through January 2025

			Status	Membership						Reports					Finance	LCIF	
Club Number	Club Name	Charter Date		Current Member Count	YTD Members Added	YTD Members Dropped	YTD Net Growth	YTD Net Growth%	Member Count 12 Months Ago	Avg. length of service for dropped members	Months Since Last MMR ***	Yrs. Since Last Officer Report	President Rotation	Vice President Reported ****	Months Since Last Activity Report ***	Account Balance	Donations for current Fiscal Year
			Number of times on status quo within last two years	If below 15 members appears				If net loss is greater than 20% appears			If no report in 3 months appears in	When more than one year appears in	Number of repeat terms	Notes the officers that do not have an active	If no report at 12 months appears in red		
111652	VAIDIKNAGAR	09/28/2011	Active	36	1	0	1	2.86%	35		1			N M,VP,SC	2		

Clubs Cancelled Previous Fiscal Year – Clubs Cancelled within last 12 months may be reinstated

Club Number	Club Name	Charter Date	Current Status*	Cancellation Date
120325	Bageeswori Narayani	09/12/2013	Cancelled(8*)	06/29/2024
151376	Baneshwor Height	06/20/2022	Cancelled(8*)	12/29/2023
133106	Bharatpur Friends	11/15/2017	Cancelled(8*)	06/29/2024
125451	Bharatpur Munalchowk	07/27/2015	Cancelled(8*)	12/29/2023
147496	Bharatpur Smart Women	08/06/2021	Cancelled(8*)	06/29/2024
149012	Bharatpur Suryachowk	11/23/2021	Cancelled(8*)	12/29/2023
151384	Bharatpur Unnati	06/20/2022	Cancelled(8*)	12/29/2023
147195	Chitwan Danphe	07/04/2021	Cancelled(8*)	05/29/2024
148234	Chitwan Mutu	09/24/2021	Cancelled(8*)	12/29/2023
148235	Chitwan Royal Mid Town	09/16/2021	Cancelled(8*)	06/29/2024
147734	Chitwan Smile Crafters	08/10/2021	Cancelled(8*)	05/29/2024
151312	Chitwan Tara	06/15/2022	Cancelled(8*)	12/29/2023
147384	Kaligandaki Peace	10/05/2021	Cancelled(8*)	06/29/2024
147268	Kathmandu Bodhi	09/23/2021	Cancelled(8*)	04/29/2024
149599	Kathmandu Citizen Voice	03/28/2022	Cancelled(8*)	06/29/2024
147815	Kathmandu Golden Chartered	05/05/2022	Cancelled(8*)	12/29/2023
151378	Kathmandu Height Luckys Beauty	06/20/2022	Cancelled(8*)	08/29/2023
129063	Kathmandu Matribhumi Centennial	09/28/2016	Cancelled(8*)	12/29/2023
138940	Kathmandu Sambodhi	02/10/2020	Cancelled(8*)	12/29/2023
135171	Maulakalika Lotus	06/19/2018	Cancelled(8*)	06/29/2024
148124	Narayangarh Model	09/02/2021	Cancelled(8*)	12/29/2023
147405	Narayani Rhino City	07/06/2021	Cancelled(8*)	12/29/2023
134777	Nawalpur Devchuli	05/22/2018	Cancelled(8*)	08/29/2023
151382	Nawalpur Golden City	06/19/2022	Cancelled(8*)	12/29/2023



## Club Health Assessment for District 325 R through January 2025

INTERNATIONAL

Club Number	Club Name	Charter Date	Status	Membership							Reports					Finance		LCIF		
				Current Member Count	YTD Members Added	YTD Members Dropped	YTD Net Growth	YTD Net Growth%	Member Count 12 Months Ago	Avg. length of service for members	Months Since Last MMR ***	Yrs. Since Last Officer Report	President Rotation	Vice President Reported ****	Months Since Last Activity Report ***	Account Balance	Donations for current Fiscal Year			
			Number of times on status quo within last two years	If below 15 members appears				If net loss is greater than 20% appears			If no report in 3 months appears in	When more than one year appears in	Number of repeat terms		Notes the officers that do not have an active	If no report at 12 months appears in				
144251	Nawalpur Kwasoti	12/22/2020	Cancelled(8*)	12/29/2023																
125707	Ratnanagar Belsi	09/01/2015	Cancelled(8*)	12/29/2023																
151429	Ratnanagar Star	06/20/2022	Cancelled(8*)	12/29/2023																
Current Total Clubs Count	YTD New Clubs Count	YTD Cancelled Clubs Count	YTD Net Club Gain	Current Total Members Count	YTD Add	YTD Drop	YTD Net Growth	YTD Net Growth %	Member Count 12 Months Ago	Average Member Count Per Club	% of Clubs with less than 20 members	% No MMR in 3 Months	% No Officer Report in 12 Months	% of Clubs with balance 90+ days	Number of Clubs in Status Quo	% Status Quo Clubs in Financial Suspension	Number of Cancelled Clubs	Average Cancelled Club Age	Members Lost Due to Cancellation	% of Clubs Cancelled for Non-Financial Reasons
171	16	5	11	4,147	904	312	592	16.65%	3,632	24	15%	32%	2%	16%	0	0%	5	24	74	-540%

\* - P - Priority Club. Cancellation Reasons: 1-Objectives/conduct, 2-Non-active club, 5-Non-existing club, 6-Disbanding, 7-Merger, 8-Financial Suspension, 9-District/Multiple District Dues.

\*\* - Abbreviation: P-President, S-Secretary, T-Treasurer, M-Member Chairperson, VP-First Vice President, MC-Communications Chairperson, SC-Service Chairperson

\*\*\* - Abbreviation: N/R - Never reported using the Lions Clubs website, N/A - Not applicable, No password registered for the Lions Clubs website.

\*\*\*\* - Abbreviation: N - New, IP - Immediate Past, R - Repeat.